

# CATESBEIANA



*Rana catesbeiana*  
Jan 1879  
T. C. C.

BULLETIN OF THE VIRGINIA HERPETOLOGICAL SOCIETY

ISSN 0892-0761

Volume 14

1994

Number 2

## BULLETIN INFORMATION

*Catesbeiana* is issued twice a year by the Virginia Herpetological Society. Membership is open to all individuals interested in the study of amphibians and reptiles and includes a subscription to *Catesbeiana* and admission to all meetings.

Dues are \$10.00 per year and includes a subscription to *Catesbeiana* numbers 1 and 2 for that year. Dues are payable to: Robert Hogan, P.O. Box 603, Troutville, VA 24175.

## EDITORIAL POLICY

The principle function of *Catesbeiana* is to publish observations and original research about Virginia herpetology. Rarely will articles be reprinted in *Catesbeiana* after they have been published elsewhere. All correspondence relative to suitability of manuscripts or other editorial considerations should be directed to Co-editors, *Catesbeiana*, Department of Biology, Liberty University, Box 20,000, Lynchburg, VA 24506.

### Major Papers

Manuscripts being submitted for publication should be typewritten (double spaced) on good quality 8½ by 11 inch paper, with adequate margins. Consult the style of articles in this issue for additional information. Articles will be refereed by at least one officer (past or present) of the Virginia Herpetological Society in addition to the editor. All changes must be approved by the author before publication; therefore manuscripts must be submitted well in advance of the March or September mailing dates.

Reprints of articles are not available to authors; however, authors may reprint articles themselves to meet professional needs.

(Editorial policy continued on inside back cover.)

# CATESBEIANA

Bulletin of the Virginia Herpetological Society

---

Volume 14

Fall 1994

No. 2

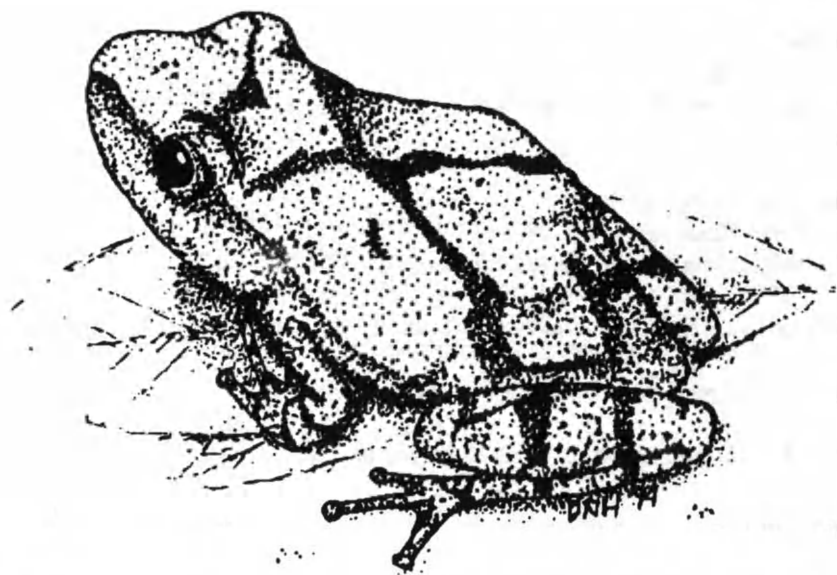
---

## Contents

The Effects of the "Blizzard of 1993" on the Breeding Cycle of Amphibians in Northern Virginia by Kay Marano Briggs .....	30
Results of the 1994 VHS Spring Field Meeting by Michael S. Hayslett .....	36
Field Notes.....	40
Treasurer's Report of the Spring 1994 VHS Meeting.....	44
Fall 1994 Meeting Notice.....	46
Membership List.....	48

## MEETING NOTICE

The Fall 1994 VHS meeting will be held on 8 October 1994 at Liberty University in Lynchburg, VA. See pages 46-47 for details.



Pseudacris crucifer

THE EFFECTS OF THE "BLIZZARD OF 1993"  
ON THE BREEDING CYCLE OF  
AMPHIBIANS IN NORTHERN VIRGINIA

Kay Marano Briggs  
Department of Biology  
George Mason University  
Fairfax, Virginia 22030

The Blizzard of 1993 may have had a significant effect on the breeding cycle and 1993 year class of amphibian populations in Prince William, Fairfax and Loudoun counties of Northern Virginia. Many amphibian species begin to appear at their ephemeral breeding pools in Northern Virginia in late February through March. Some of these species share the same breeding site, but, are rarely in competition for these sites, due to slight differences in niche requirements, including water and air temperatures and availability of specific food sources (Primack, 1993). The "Blizzard of '93" began the night of 12 March 1993 as several species were beginning to arrive at the temporary rainpools to breed. Some were caught in the blizzard. Others were delayed in arriving at the pools until late March, and were forced to share their sites with other breeding amphibian species with which they would not normally overlap in their breeding periods. Additionally, due to the delayed breeding by some species, many eggs and larvae were lost as the rainpools began to dry in late Spring.

The wood frog, *Rana sylvatica*, is an early spring breeder, known to breed from mid-March through April (Wright and Wright, 1967). Their egg masses are often the first observed in Northern Virginia (Dr. Carl H. Ernst, pers. comm.).

The spotted salamander, *Ambystoma maculatum*, is known to breed in the early spring, under stimulus of warm rains (Bishop, 1941; Conant and Collins, 1991). Historically in Northern Virginia, male spotted salamanders migrate in late February to ephemeral rainpools, depositing spermatophores, which are usually taken up by the females within 2-3 days, followed by the female's subsequent depositing of egg masses (Dr. Carl H. Ernst, pers. comm.). Around the time the egg masses begin to appear, male upland chorus frogs, *Pseudacris feriarum*, arrive at these same pools and begin calling. Chorus frogs breed from February to late May in the North; during winter or early spring in the South (Wright and Wright, 1949).

Approximately one week after *P. feriarum* arrive, spring peeper males, *P. crucifer*, begin to appear and start vocalizing. The spring

peeper breeds from late November to March in the South and in the spring through June in the North (Wright and Wright, 1949).

Approximately nine days after *P. feriarum* males begin to call, *P. feriarum* females arrive at the ponds for breeding purposes (Wright and Wright, 1967). Rainpools will sometimes contain several simultaneous mating pairs, and although they are normally shy and secretive by day, when found in amplexus, the pair can often be easily captured.

Male northern cricket frogs, *Acris crepitans*, usually appear at the rainpools around the same time female chorus frogs appear. Cricket frogs breed from April through July (Wright and Wright, 1949). However, male cricket frogs have been captured at rainpools in Northern Virginia as early as late February.

While a few female *P. feriarum* tend to arrive early or late at the rainpools, most females seem to reach the rainpools within a two to three day period for communal breeding and then disappear into the woods until the following year. Once the majority of female *P. feriarum* have bred, female *P. crucifer* start to arrive at the pools. Initially, males of both *P. feriarum* and *P. crucifer* can be heard calling together; but, as the days pass, the number of calling *P. feriarum* becomes fewer and they are gradually drowned out by the burgeoning population of male *P. crucifer*. After this the *P. feriarum* follow their females back to the woodlands, and by mid-March male *P. feriarum* can only be heard calling from woodland rainpools and flowing creeks situated farther back in the woods.

The American toad, *Bufo americanus*, usually arrives within a week of the appearance of *P. crucifer*, and amplexus normally occurs within a week of the initiation of the male's calling trills. *B. americanus* breeds from March through July (Wright and Wright, 1949). The pickerel frog, *Rana palustris*, is usually the next to arrive in late March, and breeds from late April through mid-May (Wright and Wright, 1967).

The above was the normal pattern for the late winter-early spring breeding season for the years 1991 and 1992. However, 1993 was extremely different. Male *P. feriarum* did not begin to arrive at the rainpools until approximately 7 March. Prior to this, no egg clutches of any amphibians were observed.

Only overwintering larval marbled salamanders, *Ambystoma opacum*, and second year tadpoles of bullfrogs, *Rana catesbeiana*, were observed in some of the pools in Loudoun County. Two days later, on 9 March the first male *P. crucifer* was heard calling. On 10 March approximately 0.38 cm of snow (liquid equivalent), fell over the Northern Virginia area and the calling stopped.

## EFFECTS OF THE 1993 BLIZZARD

Rainpool pH levels dropped an average of two units. The snow melted rapidly and by the evening of 12 March male *P. feriarum* again were calling with intensity as additional males joined the chorus. The night of 12 March the "Blizzard of '93" arrived and covered the ground, including the rainpools, with approximately 5.82 cm of snow and sleet (liquid equivalent). The snow remained on the ground and the rainpools were frozen until 22 March. On this day male *P. feriarum* began to return to the rainpools and resumed calling.

On 24 March the first spermatophores of the spotted salamander, *Ambystoma maculatum*, were observed. On 25 March, the first clutches of amphibian eggs were found in a rainpool located on the Loudoun/Fairfax County line. The eggs had been either deposited the previous night, or on the morning of 25 March, by a wood frog, *Rana sylvatica*, which was found lying on top of an egg mass. She was near death, and internal hemorrhaging was observed through her somewhat transparent ventral abdominal skin. On this same date other decomposing *Rana* sp. females were found dead in the rainpools without egg masses present, possibly trapped after having appeared at the breeding pools prior to the snow storm.

On 27 March, the first *A. maculatum* eggs were observed. Also on this day the first amplexing pair of *P. feriarum* were captured. Oviposition occurred that evening in captivity. The majority of *P. feriarum* eggs were deposited between 27 and 29 March, almost one month late. Male *P. feriarum* seemed as plentiful as in past years, but significantly fewer females were seen/captured, and only a few amplexing pairs were found. Some of the more productive rainpools in previous years experienced very little, if any, breeding activity by *P. feriarum*. It is unknown whether this was due to the weather or to normal amphibian breeding patterns, where only a portion of a population breeds each year (Hustings, 1965). Additionally, there was extensive snowmelt and rainfall during the 1993 breeding season, which caused a murky condition in the water that may have made it more difficult to find breeding *P. feriarum*. Many of the smaller rainpools had only one breeding pair, and produced only 2 - 4 egg masses, probably indicating that only one female was present at each of these pools.

On 29 March, near Gainesville, Prince William County, a gravid female *P. feriarum* (George Mason University 3983), was captured and placed in a container with male *P. feriarum*. She allowed two males to attempt amplexus, but neither was successful. On 7 April she hemorrhaged and died. This female appeared melanistic. The white line

on her upper lip was not readily apparent nor were the three lines, broken or unbroken, noticeable without magnification. However, identification was confirmed by Dr. Carl H. Ernst, George Mason University and Mr. Ronald I. Crombie of the National Museum of Natural History, Smithsonian Institution.

Spermatophores of *Ambystoma maculatum* were not found until 24 March, and egg masses not before 29 March, one month later than normal for the area (Ernst, pers. comm.).

Additionally, *P. feriarum* embryonic mortality was extremely high in some of the Loudoun/Fairfax rainpools. Prior to 1993, embryonic mortality in *P. feriarum*, in situ, had not been observed at any of these sites (pers. obs.). Some rainpools in Loudoun County had as much as 50% mortality in many of the egg masses.

The pH levels of these rainpools ranged from a low of 5.27 to a high of 6.58. However, these rainpools are shallow and instances have been observed where an acidic rainfall or snowmelt has lowered the pH level by an order of magnitude. Usually within 24 hours of exposure to acidic deposition, the pH begins to rise again. Lowered pH levels during sensitive amphibian embryonic stages may result in increased mortality (Padhye and Ghaft, 1988; Pierce, Hoskins and Epstein, 1984). The day the first *P. feriarum* eggs were found, 27 March, an acidic rainfall (pH 3.67) occurred. However, the electrode on the pH meter stopped functioning before the pH of the actual rainpool water could be measured.

Additionally, some amphibian species are more acid tolerant than others (Gosner and Black, 1957). *A. maculatum* embryos have been found to have a 50% mortality rate when exposed to a pH range of 5.0 - 7.0 (Pough and Wilson, 1977; Cook, 1983).


The adverse effects of the delayed breeding season continued through the Spring. The month of April, was very windy and the rainpools rapidly dried. Numerous egg masses of *A. maculatum* were exposed to the air for extended periods of time, and many eggs died from desiccation. Additionally, larvae of other amphibians hatched into extremely small amounts of water. While not tested, aquatic insect larvae which may be a significant food source for some amphibian larvae, may have already metamorphosed before the amphibian larvae would have been able to utilize them. The result of a shortened and delayed breeding season, is that the overall population size and survival of the 1993 year class of several amphibian species may have been greatly reduced.



## EFFECTS OF THE 1993 BLIZZARD

### Literature Cited

- Bishop, S.C. 1941. The salamanders of New York. *New York State Museum Bulletin* (324):1-365.
- Conant R., and J.T. Collins. 1991. A Field Guide To Reptiles and Amphibians: Eastern and Central North America. Houghton Mifflin Company, Boston, Massachusetts 450pp.
- Cook, R.P., 1983. Effects of acid precipitation on embryonic mortality of Ambystoma salamanders in the Connecticut Valley of Massachusetts. *Biological Conservation* 27:77-88.
- Gosner, K.L. and I.H. Black. 1957. The effects of acidity on the development of New Jersey frogs. *Ecology* 38:256-262.
- Husting, E.L. 1965. Survival and breeding structure in populations of Ambystoma maculatum. *Copeia* 1965:352-362.
- Padhye, A.D., H.V. Ghafit. 1988. Effect of altered pH on embryos and tadpoles of the frog Microhyla ornata. *Herpetological Journal* 1:276-279.
- Pierce, B.A.; J.B. Hoskins; and E. Epstein. 1984. Acid tolerance in Connecticut wood frogs Rana sylvatica. *Journal of Herpetology* 18:159-167.
- Pough, F.H. and R.E. Wilson. 1977. Acid precipitation and reproductive success of Ambystoma salamanders. *Water, Air and Soil Pollution* 7:531-544.
- Primack, R.B. 1993. Essentials of Conservation Biology, Sinauer Associates Inc., Sunderland, Massachusetts, 564pp.
- Wright, A.H. and A.A. Wright. 1949. Handbook of Frogs and Toads of the United States and Canada. Comstock Publishing Associates, Cornell University Press, Ithaca, New York 640pp.
- Wright, A.H. and A.A. Wright. 1967. Handbook of Frogs and Toads of the United States and Canada. Comstock Publishing Associates, Cornell University Press, Ithaca, New York 640pp.



Desmognathus monticola

## RESULTS OF THE 1994 VHS SPRING FIELD MEETING

Michael S. Hayslett  
Lynchburg, Virginia

The VHS held its spring field meeting on 23-24 April 1994 in the extreme southwestern region of the Commonwealth, with the base of operations at a local hotel in Kingsport, Tennessee, situated near the target-outing location of neighboring Scott County, Virginia. Although the hotel site did not provide opportunities for impromptu herping as we've had at past locations, it was nevertheless a comfortable headquarters for the exciting opportunity which this year's meeting afforded VHS members and guests, to perform a survey of herpetofauna found in the rich and diverse Copper Creek drainage.

The data obtained from this two-day survey will be used by the Virginia Department of Game and Inland Fisheries and the Virginia Chapter of The Nature Conservancy (TNC) to better understand the resource management needs of this unique watershed which occurs within the larger area known by TNA as the Clinch Valley Bioserve.

Some highlights from the weekend included handling the continent's bulkiest caudate, the gargantuan and grotesque Hellbender (a new experience for many, including the author)! Three of these prehistoric "waterdogs" were caught and released in two locations. One large salamander even regurgitated a sizeable fish dinner before a horrified and captivated, camera-clad audience!

The most significant distributional discovery of the trip was the capture/documentation/subsequent release of three Black Kingsnakes, representing the first live vouchers for this species in the county.

A whole myriad of herps were part of the weekend experience, along the backroads of the county and the three major streams within the Copper Creek drainage which we visited. Sunday morning was a time for the traditional shutter-whirring over the temporary captives and the return of these creatures to the wild. As the group disbanded, some die-hards took advantage of the day and their proximity to Mount Rogers by visiting the Whitetop area to view the usual array of rare salamanders, including the chance to get some great photographs of the Shovel-nosed!

Following is a list of all species identified from the survey of the Copper Creek drainage and the respective stream area from which each was found. Specifics on these data may be obtained from VHS Newsletter Editor, Mike Pender.

CATESBEIANA 1994, 14(2)

VHS Copper Creek Survey  
Table of Herpetofauna

C = Copper Creek

H = N. Fork Holston River

M = Big Moccasin Creek

Species	C	H	M
<i>Apalone s. spinifera</i> (E. Spiny Softshell)	X		
<i>Chelydra s. serpentina</i> (Common Snapping Turtle)	X	X	
<i>Coluber c. constrictor</i> (N. Black Racer)	X		
<i>Cryptobranchus a. alleghaniensis</i> (Hellbender)	X		X
<i>Desmognathus f. fuscus</i> (N. Dusky Salamander)	X		
<i>D. ochrophaeus</i> (Mountain Dusky Salamander)			X
<i>Diadophis punctatus edwardsii</i> (N. Ringneck Snake)	X		
<i>Eumeces fasciatus</i> (Five-Lined Skink)	X		X
<i>Eurycea cirrigera</i> (S. Two-Lined Salamander)	X		
<i>E. l. longicauda</i> (Longtail Salamander)	X		
<i>Graptemys geographica</i> (Common Map Turtle)	X		X
<i>Gyrinophilus p. porphyriticus</i> (N. Spring Salamander)	X		
<i>Lempropeltis getula nigra</i> (Black Kingsnake)	X		
<i>Necturus m. maculosus</i> (Mudpuppy)	X		
<i>Nerodia s. sipedon</i> (N. Watersnake)			X
<i>Plethodon glutinosus</i> (N. Slimy Salamander)	X		
<i>Pseudemys concinna hieroglyphica</i> (Hieroglyphic River Cooter)	X		
<i>Pseudotriton r. ruber</i> (N. Red Salamander)	X		
<i>Rana catesbeiana</i> (Bullfrog)	X		X
<i>R. clamitans melanota</i> (Green Frog)	X		X

## SPRING FIELD MEETING RESULTS


<i>R. palustris</i> (Pickerel Frog)	X		
<i>Regina septemvittata</i> (Queen Snake)	X		
<i>Sternotherus minor peltifer</i> (Stripe-Necked Musk Turtle)	X		
<i>S. odoratus</i> (Common Musk Turtle)		X	X
<i>Terrapene c. carolina</i> (E. Box Turtle)	X		X
Species Totals:	22	2	10

Species totals for all Scott Co. localities:

9 Salamanders  
 3 Anurans  
 7 Turtles  
 5 Snakes  
 1 Lizard

---

25 species



## FIELD NOTES

*Hyla cinerea* (Green Treefrog): VA: Caroline Co., Fort A. P. Hill Military Reservation, Mill Creek at Taliaferro Trail, 3.3 km S of junction of U.S. Routes 17 and 301 in Port Royal, 7-8 July 1994, S. M. Roble.

This species appears to be very local on Fort A.P. Hill, possibly being confined to the eastern end of the base. I first heard a chorus of green treefrogs on the base on 7 July 1994 at this swampy intersection, but had not equipped myself for nocturnal fieldwork. I returned to the site on the following evening with appropriate gear. I estimated that at least 50 males were calling at this site on both nights. Another chorus of this species was heard in the distance at least 300 meters to the southeast. Other anurans calling were *Acris crepitans*, *Rana catesbeiana*, *R. clamitans* and *R. virgatipes*. New county record (Tobey, F. J. 1985. Virginia's Amphibians and Reptiles: A Distributional Survey, Virginia Herpetological Society, Purcellville, VA. 114 pp.).

I captured ten calling males on 8 July. Most were calling from arrowhead leaves, the remainder were on buttonbush. These ten individuals revealed that the population is highly variable with respect to the extent of the dorsolateral light stripe. Four males completely lacked stripes, two had complete stripes and the remaining four had broken or indistinct stripes. Three voucher specimens that are representative of this range of variation were collected and have been deposited in the Virginia Museum of Natural History.

Steven M. Roble  
Division of Natural Heritage  
Virginia Department of Conservation and Recreation  
1500 E. Main Street, Suite 312  
Richmond, Virginia 23219

*Eumeces anthracinus anthracinus* (Northern Coal Skink) VA: Alleghany Co., George Washington National Forest, Cowpasture River 3 km SSE of Nicelytown, 13 April 1994, S. M. Roble.

The coal skink is the least well known of the limbed lizards in Virginia. The first Virginia specimen was collected by Richard Hoffman in Alleghany County in 1942 (Hoffmann, R. L. 1944. *Eumeces anthracinus* (Baird) in Virginia. Proc. Biol. Soc. Wash. 57: 122-124). He found this species at two sites near Clifton Forge. Additional sites have been added very slowly. Tobey (1985. Virginia's Amphibians and Reptiles: A

## FIELD NOTES

Distributional Survey, Virginia Herpetological Society, Purcellville, VA. 114 pp.) plotted one new record each in Albemarle and Patrick Counties, and Mitchell and Page (1987. A review of reptiles of special concern in Virginia. Virginia Journal of Science 38: 319-328) added single sites in Augusta and Botetourt Counties. Mitchell (1994. The reptiles of Virginia. Smithsonian Institution Press, Washington, D.C. 384 pp.) mapped a total of six sites for this species in the state and discussed the types of habitats (generally moist forests) where coal skinks have been found in Virginia.

On 13 April 1994 while surveying a dry, steep, west-facing shale barren in Alleghany County for rare butterflies, I observed an adult male *Eumeces a. anthracinus*. This slope rises abruptly above the east side of the Cowpasture River immediately north of the Interstate 64 bridge. It appears to be one of the largest shale barrens in the state, extending for about 1.8 km along the river. After a midday rainshower, temperatures climbed above 27°C. The specimen was an adult male in breeding condition, as evidenced by the reddish color on the sides of his head. When first observed he was basking on the lowermost branch of a Virginia pine tree, about 0.7 meters above the ground and roughly halfway up the slope. I attempted to make him jump into my butterfly net but he leapt to the ground and ran 1-2 meters before stopping beside a shale fragment. I successfully coaxed the lizard into my net and examined him carefully for several minutes before granting his release.

This is the third locality reported for coal skinks in eastern Alleghany County. Also of note was the lizard's arboreal behavior, which is not characteristic of this species (Mitchell, 1994). Although Green and Pauley (1987. Amphibians and Reptiles in West Virginia, University of Pittsburgh Press, Pittsburgh, PA. 241 pp.) reported that coal skinks in West Virginia favor dry shale barrens, this is the first record of this species in this type of habitat in Virginia. Despite surveying approximately 20 shale barrens in Virginia during warm, sunny days in April and May of the past two years, this was my first encounter with coal skinks in this habitat. Lizards that I have seen regularly on shale barren slopes are the northern fence lizard (*Sceloporus undulatus hyacinthinus*) and, to a lesser degree, the five-lined skink (*Eumeces fasciatus*). Therefore, it appears that shale barrens are not a preferred habitat of coal skinks in Virginia, or else this species occurs in such low densities in these habitats that it is not readily detected. I only observed the one adult despite spending seven hours at the Cowpasture River shale barren.



## FIELD NOTES

Neither of my companions, Division of Natural Heritage plant community ecologists Thomas J. Rawinski and William H. Moorhead, observed any coal skinks although they did see several individuals of both of the other two species mentioned above. We collectively spent about 20 man-hours surveying this slope with but a single observation of *Eumeces a. anthracinus*.

Steven M. Roble  
Division of Natural Heritage  
Virginia Department of Conservation and Recreation  
1500 E. Main Street, Suite 312  
Richmond, Virginia 23219

*Ambystoma opacum* (Marbled Salamander): VA: Craig Co., app. 3.9 km N of Marshalltown. 21 May 1994, Michael S. Hayslett and William Gayle, M.D.

While surveying for herpetofauna in the northern part of the county, the man-made wetlands created by the U.S. Forest Service at the Fenwick Mines Recreation Area on VA 685 yielded larval specimens of the county record for this species (cf. Tobey, 1985, Virginia's Amphibians and Reptiles, p. 38).

During continuing surveys on 24 May, the upper ponds were found to have an abundance of ambystomid larvae, and several additional specimens were then collected and subsequently cultured at the facilities of Liberty University until 10 August (78 days) to confirm identification. One voucher each of larval and metamorphic specimens will be forwarded to the Virginia Museum of Natural History for disposition.

Recognizing that a multitude of distributional data gaps existed for the herps of this Commonwealth county, a more systematic attention to survey was initiated this spring, to the end of producing a future "Herps of Craig Co." for this journal. Field researchers and herpers are encouraged to assist in filling any of these gaps while in the area.

Michael S. Hayslett  
Lynchburg Parks and Recreation Dept.  
301 Grove Street  
Lynchburg, VA 24502

## FIELD NOTES

*Rana sylvatica* (Wood Frog): VA: Culpeper County, 13.3 km WNW confluence of the Rappahannock and Rapidal rivers, 4.5 km E Jennings Store, 24 July 1993, L.C. Via.

A juvenile wood frog was found at midday about 100 m west of Co. Rt. 682 in the floodplain of Hoopers Run at an elevation of 78 m. This is a heavily wooded area with sparse herbaceous growth. The frog, found in the open, made no attempt to take to the stream, preferring instead to seek cover in debris left by spring floods. This record constitutes the first for Culpeper County (Tobey, 1985. Virginia's Amphibians and Reptiles: A Distributional Survey. VHS, Purcellville, VA. 114 pp). The nearest known location is the Marine Corps Base Quantico, Stafford County, some 33 km to the northeast (J.C. Mitchell, pers. comm.). The frog was photographed and released. A voucher slide was deposited with the Virginia Herpetological Society slide collection.

Lester C. Via  
7130 Sontag Way  
Springfield, VA 22153

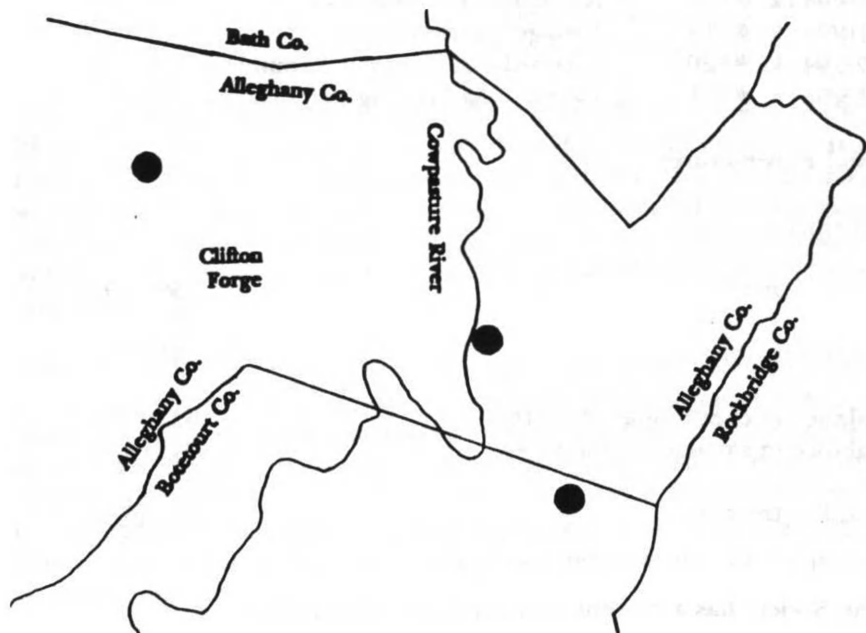
*Eumeces a. anthracinus* (Northern Coal Skink): VA: Botetourt Co., 2.83 km (1.48 mi) SSW of Longdale Recreation Area, GWNF, 1 August 1994, Michael S. Hayslett.

A juvenile lizard was captured on a shaley, SW-facing ridge, at app. 448.5 m (1480') elevation along the Anthony Knobbs Trail in the George Washington National Forest. The discovery of this animal represents the eight locality for this species in Virginia and the second for Botetourt County (Mitchell, J. 1994. The Reptiles of Virginia. Smithsonian Institution Press, Washington, D.C. 384 pp; Roble, S. 1994. Field Notes. *Catesbeiana* 14:40-42).

The habitat is characterized as a xeric area of an upland hardwood ridge with surface exposures of shale and no immediate water source. This habitat appeared more closely related to a shale barren-type environment than the customary moist forest (see discussion by Steve Roble in previous field note on p. 41). This site is located app. 15.8 km SE of the McGraw Gap population, which was described by Dr. Richard Hoffman as the first known occurrence of the Coal Skink in the state (Proc. of the Biol. Soc. of Washington; 57:122, 1994).

## FIELD NOTES

The juvenile appeared superficially like *Scincella lateralis*, with a broad dorsal stripe, but with a royal blue tail and an orange-red head. The specimen will be forwarded to Dr. Hoffman at the Virginia Museum of Natural History for verification and disposition.



Michael S. Hayslett  
Lynchburg Parks and Recreation Dept.  
301 Grove Street  
Lynchburg, VA 24501

VIRGINIA HERPETOLOGICAL SOCIETY  
TREASURER'S REPORT  
Spring 1994 Meeting

The balance in the treasury checking account reported at the Fall 1993 Meeting was \$1444.02.

Expenditures since that time included:

1/20/94 ck. #117	Labels for Newsletter & <i>Catesbeiana</i>	8.35
2/10/94 ck. #118	Newsletter Printing costs	199.07
2/10/94 ck. #119	Postage for Newsletter	68.97
3/28/94 ck. #120	Postcards for Renewal Reminders	11.40
4/13/94 ck. #121	<i>Catesbeiana</i> Printing and Postage	195.18

Total Expenditures \$482.97

Receipts:

Dues \$968.92

Total Receipts \$968.92

Balance in checking as of 4/21/94 \$1929.97

Balance in savings as of 4/21/94 \$1216.47

Total in treasury \$3146.44

The Society has a current membership of 86 members.

Respectfully submitted,

Robert S. Hogan  
Secretary and Treasurer

**ANNOUNCEMENT**  
**FALL 1994 MEETING OF THE**  
**VIRGINIA HERPETOLOGICAL SOCIETY**

The Fall 1994 VHS meeting will be held on 8 October at Liberty University in Lynchburg, Virginia.

Schedule:	9:00 am	Herp Educational Workshops Begin
	10:30 am	Business Meeting
	12:00 pm	Lunch
	1:30 pm	Announcements
		Afternoon Sessions
		Social and Auction

This year Doug Eggleston, Donna Williams, and Brian Drewry of the Blue Ridge Herpetological Society and Mike Hayslett of the Lynchburg Parks and Recreation Department will conduct the educational workshops. If you would like to help and/or bring some of your favorite Virginia captives, please call Doug Eggleston at 804-376-5229 if you would like to help with reptiles or Mike Hayslett at 804-845-4505 to help with amphibians.

There will be an auction held during the afternoon social. Donations for the auction will also be accepted. We currently have a donation of herp journals. Please bring a contribution of food or drink to share at the social. We hope to have Joe Mitchell's new book "The Reptiles of Virginia" available at the meeting at the discounted VHS price of \$32. Joe has agreed to hold a book-signing during the Social. This is a great time for interacting with our widely dispersed membership. Please plan on joining us.

If you would like to present a paper during the afternoon session, please call Paul Sattler at 804-582-2209 or 804-385-6605, or send a note giving your title to the co-editors of *Catesbeiana*. Presentations should be about 15 minutes in length.

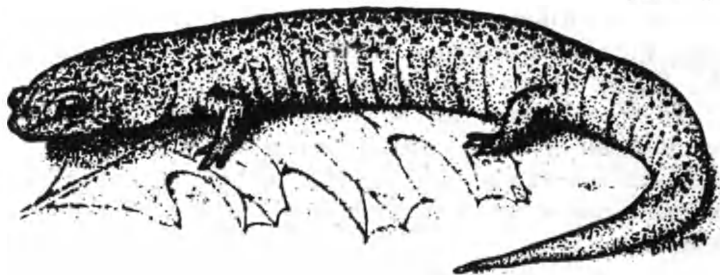
Directions to Liberty University:

From 29 North of Lynchburg take the second Candler's Mountain Road exit (marked for Liberty University), follow the sign for Liberty University turning right just past River Ridge Mall, turn right at the second traffic light and follow the VHS signs on campus to Science Hall.

From 460 East of Lynchburg take the Liberty University exit and turn left at the first traffic light, following the VHS signs on campus to Science Hall.

From 460 West of Lynchburg take the bypass towards Appomattox instead of the Lynchburg Expressway. Take the Candler Mountain Road exit (marked for Liberty University). At the exit's stop sign, go straight onto the campus and follow the VHS signs to Science Hall.

From 29 South of Lynchburg you may turn right onto the unmarked back entrance just after the Super Clean Car Wash and before the River Ridge Auto Body Shop (across from Wal Mart) and cross the Railroad tracks onto campus, following the VHS signs to Science Hall.



Pseudotriton ruber

## MEMBERSHIP APPLICATION

I wish to  initiate  renew membership in the Virginia Herpetological Society for the year 19\_\_\_\_.

I wish only to receive a membership list. Enclosed is \$1.00 to cover the cost.

Name \_\_\_\_\_

Address \_\_\_\_\_

\_\_\_\_\_ Phone \_\_\_\_\_

Dues Category:  Regular  Family  Under 18  Life  
(\$10.00) (\$12.50) (\$6.00) (\$150)

Interests:  Reptiles  Amphibians  Captive Husbandry  
 Distribution  Research  
 Specifically \_\_\_\_\_

Make checks payable to the Virginia Herpetological Society and send to the treasurer: Robert Hogan, P.O. Box 603, Troutville, VA 24175.



## Field Notes

This section provides a means of publishing natural history information on Virginia's amphibians and reptiles that does not lend itself to full-length articles. Observations on geographic distribution, ecology, reproduction, phenology, behavior, and other areas are welcomed. Reports can be on single species or fauna from selected areas, such as a state park or county. The format of the reports is species' scientific name (common name): State abbreviation: County, locality. Date. Observer(s) or collector(s). Report or observations given one line below the data mentioned above. Author(s) name and address are given one line below the report or observation. Consult published notes or the editor if your information does not readily fit this format.

If the note contains information on geographic distribution, a voucher specimen or color slide should be sent for verification and deposited in a permanent museum or sent to the Virginia Herpetological Society. Species identification for observational records should be verified by a second person.

The correct citation format: Tobey, F.J. 1989. Field notes: *Coluber constrictor constrictor*. *Catesbeiana* 9(2):35.

## Herpetological Artwork

Herpetological artwork is welcomed. If the artwork has been published elsewhere, we will need to obtain copyright before we can use it in an issue. We need drawings and encourage members to send us anything appropriate, especially their own work.